


The Ultimate  
collection COMPOSITE DOORS



# Standard Colour Range

Our colour collection has been specially designed to help you put together the perfect colour palette for your door. Every home is different and our beautiful range of colours combines both muted heritage shades and bolder vibrant options, to harmonise with your home and keeping your Ultimate Collection Composite Door looking good for years to come.

Our standard colour options are quite varied and can cover most tastes. Doors are white internally as standard. Oak and Rosewood effects are stained and lacquered.



# Custom Colour Range

Our custom colour options below opens up a world of choice. The Ultimate Collection Composite Doors can also be colour matched to any specific RAL colour provided. There are over 2530 RAL colours to choose from, each choice includes a 10 year guarantee.



Colours shown are for guidance only and are as accurate as photographic and printing processes allow. There will be a difference between a colour printed, a colour displayed on a digital device and a colour sprayed onto a GRP skin or PVC Frame.

Ask your supplier to see The Ultimate Collection Composite Door colour swatch and colour image library for additional reference.





# Door Styles

Images are for illustrative purpose only

**NEW**



Craftsman



Dual Glazed



Dual Glazed Arch



4 Panel Solid



Tops & Mids



Tops



6 Panel Solid



Half Moon & Mids



Half Moon



Half Moon Sunburst



3 Quarter Glazed



Half Glazed



Half Glazed Arch



Full Glazed



Double Doors

Page 11

Page 12

Page 13

Page 14

Page 15

Page 16

Page 17

**NEW**



Cottage Stable

**NEW**



Cottage Stable Square

**NEW**



Cottage Stable Diamond

**NEW**



Flush Stable Square

**NEW**



Flush Stable Diamond

**NEW**



Cottage Square

**NEW**



Cottage Diamond

**NEW**



Cottage Framed Short

**NEW**



Cottage Framed 3 Square

**NEW**



Cottage Framed 1 Diamond

**NEW**



Cottage Framed 3 Diamond

Pages 18-19

**NEW**



Flush Short

**NEW**



Flush 1 Square

**NEW**



Flush 3 Square

**NEW**



Flush 1 Diamond

**NEW**



Flush 3 Diamond

**NEW**



Centre Glazed

**NEW**



Longlite Centre

**NEW**



Longlite Left

**NEW**



Longlite Right

**NEW**



Modern

**NEW**



4 Top Left

**NEW**



4 Top Right

**NEW**



5 Top Round Left

**NEW**



5 Top Round Right

**NEW**



Morse Centre

**NEW**



Morse Left

**NEW**



Morse Right

Pages 18-19

Page 20

Page 21

Page 22

Page 23

# Frame Options



## Standard PVC-U Frame

We offer a choice of Duraflex featured or Eurocell chamfered 70mm door framing options, delivering the flexibility to match door designs into most window systems. Choose either a smooth PVCu or woodgrain effect foiled frame.

The woodgrain effect is achieved with a special foil and is available in a variety of finishes, all of which can have the finish to both inside and outside or just to the outside. Finishes include: White PVCu (no foil), Rosewood, Golden Oak, Black, Anthracite Grey, Cream and White woodgrain.



## Custom Frame

Colour-matched to the door with a special foil and paint finish. Different door/frame colours can be chosen to further personalise your door.

Our custom colours offer the same world of choice as the custom door colour range, in fact they are identical paint finishes. They are applied to a woodgrain effect foil to ensure an authentic look and feel. We also guarantee the paint finish on our frames for 10 years.

# Cylinder Options

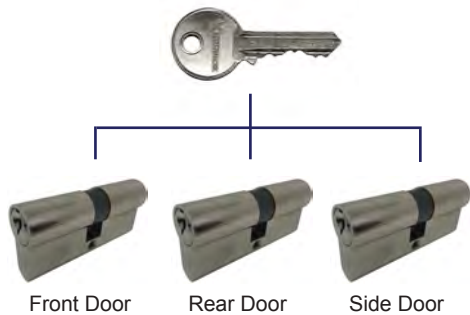
## Standard Cylinders

Cylinders offer varying levels of security. Our 6-pin anti-drill/pick cylinder is one of the UK's biggest selling products and features protection to deter most amateur intruders.



## 'Keyed Alike' Cylinders

Any of our cylinders can be 'keyed alike' to another. So if you are replacing two doors and want to keep your key ring to a minimum by specifying keyed alike, for a small charge, one set of keys will lock 2 or more doors.



## Ingenious Door Lock\*

The Ingenious door lock features 4 opposing 'pincer' action hook sets, a centre hook deadbolt and a sprung latch. Manufactured from stainless steel, its construction is thoroughly tested to last a lifetime.



## APECS AP Cylinder\*

The APECS AP Cylinder is independently tested and a fully accredited 3 star security product with British Standard Institute TS007 accreditation. Capable of withstanding a variety of attack methods, this cylinder will deter the most determined burglars.



## Thumb-Turn Cylinders

No key is needed to lock the door from the inside and so as well as convenience you have safety built-in, in the event of a fire. NHBC recommendations include the use of thumb turns on all new build houses.

Thumb-turn versions of our cylinders are available to choose and the same security upgrades also apply. Our high security Ingenious cylinder is available as Thumb-turn in both brass and nickel finish to suit your hardware choice.




Standard Thumb-Turn  
3\* Thumb-Turn

# Locking Options

## Autolock

The 'Autolock' option is an exceptional new development in lock design. Designed with the user in mind, it is immensely strong and so easy to use you don't even have to think about it.

Each of the top and bottom hook units are activated by the latch adjacent to it. Simply shutting a door with Autolock engages the hooks firmly into place, no required lever lifting to engage the locking mechanism.



Heritage

AV2

There are two Autolock options. Both designed for the contemporary range of doors where bar handles, finger pulls or escutcheons are used instead of standard door handles. The Heritage Autolock positions the locking cylinder at a more traditional eye-level. The AV2 is situated slightly lower from the middle of the door.

Finger Pull



**\*Both Ingenious Lock & APECS AP Cylinder are required for the £5000 Guarantee**





We are confident in the exceptional strength that the APECS AP and the ILH Duplex Lock offer when used together, that we are offering a break in guarantee of up to £5000 for your maximum peace of mind (T&Cs apply).

**THIS MEANS THAT IF ONE OF THESE PRODUCTS FAIL AS A RESULT OF A BREAK IN, WE WILL GIVE YOU UP TO £5000 COMPENSATION.**

# APECS<sup>®</sup>



## INGENIOUS DUPLEX LOCK

PROVIDING OPTIMAL PEACE OF MIND, THE INGENIOUS DUPLEX MULTI-POINT LOCK RANGE FEATURES INTELLIGENTLY DESIGNED MULTI-POINT LOCK TECHNOLOGY. RECOGNISED BY THE POLICE AS OFFERING THE HIGHEST LEVELS OF SECURITY, IT FEATURES A STATE OF THE ART CENTRE GEARBOX AT ITS HEART AND THE MECHANISM OF THE LOCK IS PACKED WITH FEATURES THAT GIVE THE END USER COMPLETE PEACE OF MIND.

Rigorously tested and boasting impressive durability, this fantastic door lock features two sets of opposing hooks for added functionality allowing it to fit seamlessly into the door. An ergonomically designed hold back snib on the faceplate prevents accidental lock outs whilst the use of the very latest high specification materials and manufacturing techniques have been utilised to provide smooth, flawless operation. The Ingenious lock range is covered by a 10 year mechanical guarantee.



## APECS AP CYLINDER

THIS CYLINDER HAS BEEN DEVELOPED TO OFFER THE HIGHEST LEVEL OF SECURITY AGAINST FORCED ENTRY CAUSED BY A RANGE OF METHODS, INCLUDING DRILLING, PLUG-EXTRACTION, PICKING, BUMPING AND LOCK SNAPPING - THE MOST PREVALENT METHOD OF ATTACK IN A BREAK-IN.

Designed with a unique sacrificial point, it is engineered to snap in a manner that doesn't allow further damage to the lock inside. Featuring an interlocking mechanism with a unique cam protection block and operable from inside when the lock is tampered with externally, it also comes with a 5-year guarantee for added peace of mind.

The APECS AP also benefits from a double locking mechanism with additional track rail pins and a patent pending ball-bearing connection which ensures additional operation smoothness and a strong fixing between the cylinder core and the cam.

Images are for illustrative purpose only

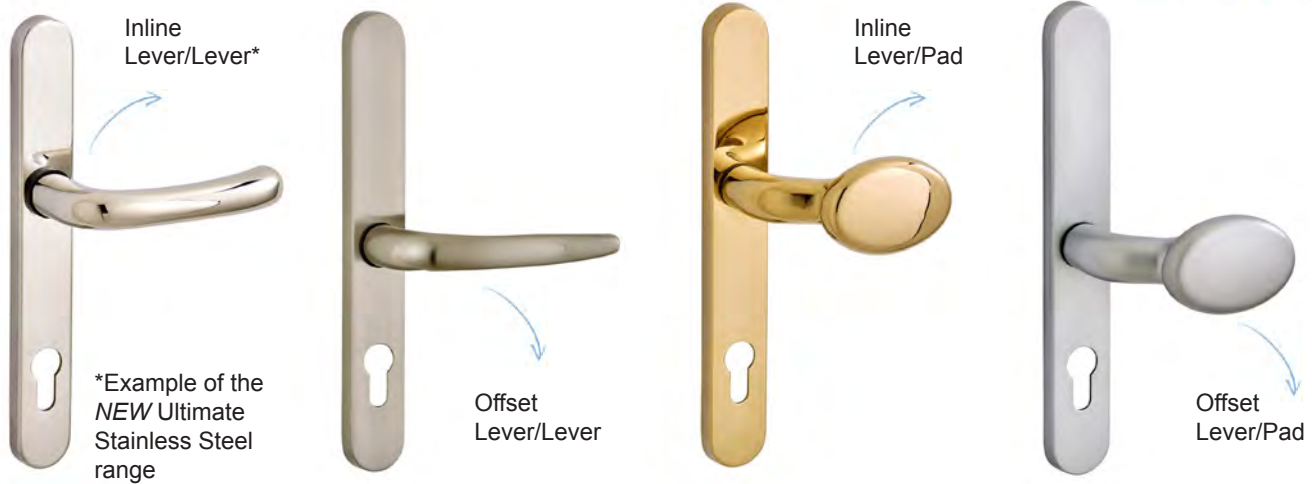


# Hardware Options

For the ultimate in bespoke doors and for the more discerning buyer, we offer our fully suited collection of top quality handles, letterboxes and door knockers in a range of colours. Spy holes, letters and numerals are also available. The Ultimate Collection comes with a 10 year mechanical guarantee.




## Door Handles



## Contemporary Handles

The contemporary range of door furniture includes; round and square pull bars, escutcheons, finger pulls and central knobs. The entire range is manufactured from 316 grade Stainless Steel for ultimate corrosion resistance.



## Letters and Numerals



\*Only available as 1200mm and as a pair (int/ext).

**The Ultimate Collection Stainless Steel hardware comes with a 25 year surface finish guarantee**

## Urn Door Knockers



## Slimline Urn Door Knockers



## Contemporary Knockers



Example of the  
*NEW* Ultimate  
Stainless Steel  
range



## Spy Holes

Spy holes are available with Urn and Slimline Urn Door Knockers



## Premium Letterplates



Images are for illustrative purpose only



# Door Hinges

The Ultimate Collection 2D hinge is adjustable both vertically and horizontally. Document Q and PAS 24 compliant requests include the hinge security bolt upgrade.



Gold

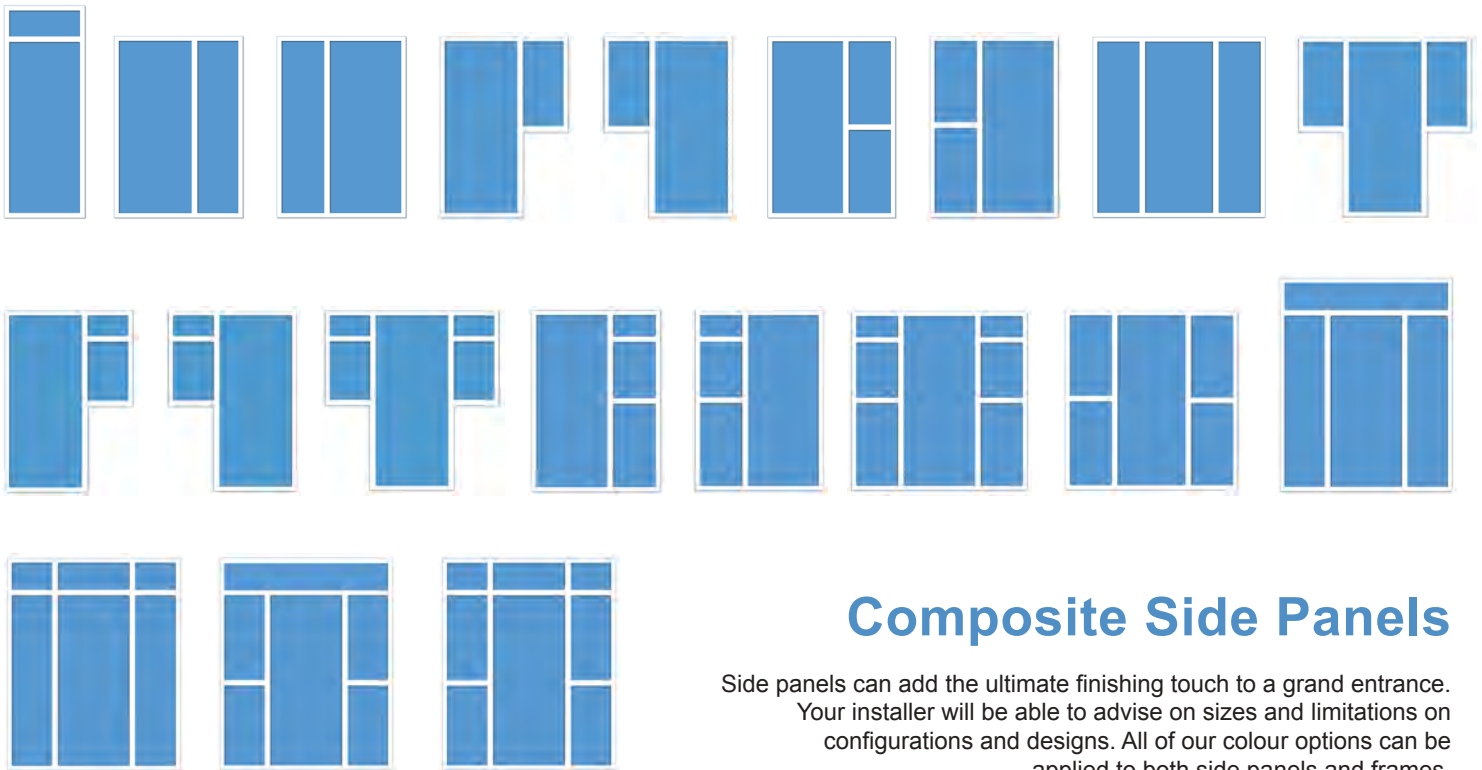
Chrome

Satin Silver

Optional Hinge Security Bolt

# Side Panels, Flag & Top Lights

All Ultimate Collection Composite Doors can be supplied with side panels, flags and top lights. Each one is custom made to your required size, colour and either welded or coupled. What better way to maximise the light and make a statement to the entrance of your property.



## Composite Side Panels


Side panels can add the ultimate finishing touch to a grand entrance. Your installer will be able to advise on sizes and limitations on configurations and designs. All of our colour options can be applied to both side panels and frames.





# Textured Glass Options


All Ultimate Collection door styles can be supplied with clear glass or from our carefully selected patterned glass options. Pilkington textured glass offers numerous attractive styles, allowing light into internal rooms and still maintain a level of privacy.



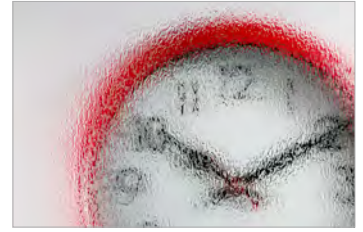
Arctic™



Autumn™



Charcoal Sticks™




Contora™



Cotswold™



Digital™



Everglade™



Florielle™



Mayflower™



Minster™



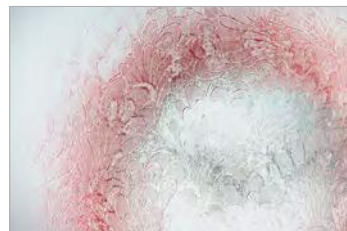
Oak™




Stippolyte™



Satin



Pelerine™



Sycamore™


All pattern names (e.g Arctic™) are a trade mark of Pilkington plc.

All pattern images are the copyright © of Pilkington plc and are reproduced by the permission of Pilkington plc.

Images are for illustrative purpose only

# The Ultimate

collection COMPOSITE DOORS



**Polypropylene Board**  
Retains the door shape and  
enhances door security

**Polyurethane Foam**  
Heat retaining foam core

**Glass Reinforced Plastic Skin**  
Provides durability and  
strong aesthetics

**Timber Layers**  
Additional structural  
support

**Polyvinyl Chloride Frame**  
Eliminates water ingress  
and absorption

**Where innovation and structural integrity combine**



# Craftsman



Craftsman

The Craftsman door range offers traditional 1930's styling with all the modern day properties expected of a sophisticated and beautiful composite door.

The Craftsman door top section has decorative glazing panels that create visual interest and welcomes light into your home.

Clear and textured glass options (page 9), are also available.



*Trio Diamond*



Colour: **Sky Blue**  
Glass: **Oasis**




Colour: **Rosewood**  
Glass: **Trio Diamond**



Colour: **Pastel Green**  
Glass: **Edge**



Colour: **White**  
Glass: **Tate**



Colour: **Golden Oak**  
Glass: **Cameo**

# Dual Glazed



Dual Glazed

Dual Glazed Arch

4 Panel Solid

The Dual Glazed door range is a classic choice and remains popular with homeowners throughout the UK as their preferred door style. With a selection of glass options and colour choices, homeowners can personalise their door to make a beautiful welcome statement.

Clear and textured glass options (page 9), are also available.



Colour: **Red**  
Glass: **Oasis\***



Colour: **Anthracite Grey**  
Glass: **Tate**



*Tri Line*



Colour: **Wine Red**  
Glass: **Grace**



Colour: **Chartwell Green**  
Glass: **Edge\***



Colour: **Leaf Green**  
Glass: **Trio Diamond**



Colour: **Sky Blue**  
Glass: **Nordic**



Colour: **Black**  
Glass: **Tri Line\***



Colour: **Dusky Pink**  
Glass: **Cameo**



# Tops and Mids



Colour: **Honey Beige**  
Glass: **Oasis**



Tops and Mids



Tops



6 Panel Solid

Tops and Mids is a variation of one of our most popular designs, with sophisticated door aesthetics. Two or four panel glass designs offer varying amounts of light and privacy.

Clear and textured glass options (page 9), are also available.



Colour: **Turquoise Blue**  
Glass: **Grace**



Oasis



Colour: **Traffic Red**  
Glass: **Trio Diamond**



Colour: **Rapeseed Yellow**  
Glass: **Edge**



Colour: **Black Grey**  
Glass: **Tate**



Colour: **Green**  
Glass: **Cameo**

# Half Moon and Mids



Half Moon and Mids

Half Moon

Half Moon Sunburst

Half Moon variants are a truly traditional design. The Half Moon feature is an elegant characteristic which is often chosen for its smooth lines.

Clear and textured glass options (page 9), are also available.



Colour: **Distant Blue**  
Glass: **Oasis**



Colour: **Golden Oak**  
Glass: **Grace**



*Grace*



Colour: **Mouse Grey**  
Glass: **Trio Diamond**



Colour: **Honey Beige**  
Glass: **Edge**



Colour: **Pastel Violet**  
Glass: **Tate**



Colour: **Duck Egg**  
Glass: **Cameo**



## 3 Quarter Glazed



3 Quarter  
Glazed

The 3-Quarter door design has a feel of Art Deco. Stunning long glass designs make a real showcase and can maximise light to grace your home.

Clear and textured glass options (page 9), are also available.



*Cameo*



Colour: **Rosewood**  
Glass: **Trio Diamond**



Colour: **Dahlia Yellow**  
Glass: **Edge**



Colour: **Silk Grey**  
Glass: **Tate**



Colour: **Blue**  
Glass: **Cameo**

Images are for illustrative purpose only



# Half Glazed



Half Glazed

Half Glazed Arch

Traditionally chosen as a back door design, modern glass styles can let light flood into the front of your home.

Clear and textured glass options (page 9), are also available.



Colour: **Slate Grey**  
Glass: **Nordic\***



Colour: **Purple Violet**  
Glass: **Grace**



The integral blind is cleverly encapsulated within the insulated glass cavity of this door to provide a zero maintenance blind. The blind can be raised, lowered and easily tilted using the unobtrusive fingertip control on the edge of the frame. Say goodbye to tiresome dusting and hello to a beautifully controlled environment that you will love.



Colour: **Sable**  
Glass: **Integral Blind\***



Colour: **Ultramarine Blue**  
Glass: **Trio Diamond\***



Colour: **Red Violet**  
Glass: **Edge**



Colour: **Pastel Blue**  
Glass: **Tate**



Colour: **Olive Yellow**  
Glass: **Cameo**



## Full Glazed & Double Doors



Colour: **Golden Oak**  
Glass: **Satin**



Full Glazed

Double Doors  
(example in Full Glazed)

All Ultimate Collection Full Glazed Doors have the option for clear glass or from a choice of 15 carefully selected patterned glass options. See page 9 for more details.



Colour: **Cream**  
Glass: **Tate - 3 Quarter Glazed**, page 15

All Ultimate Collection door styles and the glass options within each range (excluding Stable Doors), are available as a Double Door set.

Double Doors are only available with Ingenious door locks and Lever/Lever Handles.

See page 6 for all Lever/Lever handle styles and colour options.



Colour: **Red**  
Glass: **Nordic - Longlite Centre**, page 21



Colour: **Anthracite Grey**  
Glass: **Crescent - 5 Top Round**, page 22




**Pull Bars, Escutcheons, Finger Pulls and Central Knobs are not available with Double or Full Glazed Doors.**

**The centre mullion is available in our standard Blue, Red, Green, Black, White or Silver.**

Images are for illustrative purpose only

# Stable Doors



Cottage Stable      Flush Stable

The Ultimate Collection composite door allows you to open the top section of the door to bring light into your home while keeping total security at the bottom. Choose either a Cottage or Flush door style as a solid door or include one of the three glass designs and glazing range from the Cottage Style.

Clear and textured glass options (page 9), are also available.



Stable Kits and the Internal Latch are only available in Silver



Colour: **Chartwell Green**  
Glass: **Edge - Diamond**



Colour: **Golden Oak**  
Glass: **Oasis - Short**



*Bullion*



Colour: **Rosewood**  
Glass: **Oasis - Square**



Colour: **Pastel Blue**  
Glass: **Cameo - Diamond**




Colour: **Wine Red**  
Glass: **Trio Diamond - Short**



Colour: **Azure Blue**  
Glass: **Bullion - Square**



# Cottage Styles




Colour: **Turquoise Blue**  
Glass: **Tate - Short**



Colour: **Sky Blue**  
Glass: **Oasis - 3 Diamond**



Cottage



Cottage Framed




Flush

Cottage door designs are suitable for both front and back doors, designs are flexible, traditional as well as contemporary.


Choose either a Cottage, Cottage Framed or Flush door style. Have as a solid door or choose from the five glazing design options and the glass options within each range. Clear and textured glass options (page 9), are also available.




Colour: **Honey Beige**  
Glass: **Bullion - 1 Diamond**



Colour: **Sable**  
Glass: **Cameo - 1 Square**



Colour: **Dusky Pink**  
Glass: **Tate - 1 Diamond**



Colour: **Leaf Green**  
Glass: **Edge - Short**



Colour: **Red**  
Glass: **Edge - 3 Square**



Colour: **Silk Grey**  
Glass: **Grace - Short**



Colour: **Rosewood**  
Glass: **Cameo - Short**



Colour:  
Glass: **Tate - 3 Square**

# Centre Glazed



Centre Glazed is a new addition to the Ultimate Collection range. A flush door with a centre pane combined with the hardware options available within the contemporary door styles. See page 4 for door locking options.


Clear and textured glass options (page 9), are also available.




Colour: **Traffic Red**  
Glass: **Oasis**



Colour: **Signal Violet**  
Glass: **Tate**



*Oasis*



Colour: **Black**  
Glass: **Grace**



Colour: **Slate Grey**  
Glass: **Edge**



Colour: **Blue**  
Glass: **Trio Diamond**



Colour: **Dusky Pink**  
Glass: **Nordic**



Colour: **Honey Beige**  
Glass: **Tri Line**




Colour: **Rosewood**  
Glass: **Cameo**




# Longlite



Colour: **Cream**  
Glass: **Nordic**



Longlite  
Centre



Longlite  
Left



Longlite  
Right

Longlite is a bold and contemporary statement. A discerning choice for the modernist who wishes to let in light whilst making a real statement. See page 4 for door locking options. In-line and offset bar handles including Auto Lock and Escutcheon are dependent upon the door width.

Clear and textured glass options (page 9), are also available.



Colour: **Distant Blue**  
Glass: **Deco**



*Edge*



Colour: **Chartwell Green**  
Glass: **Trio Diamond**



Colour: **Traffic Red**  
Glass: **Edge**




Colour: **Mouse Grey**  
Glass: **Tate**



Colour: **Sable**  
Glass: **Tri Line**

## Modern and Top



The Ultimate Collection Modern, 3, 4 and 5 Top Round designs are the ultimate in contemporary door styling. Creative yet beautiful. The new addition Modern design is a sophisticated addition to the eclectic range. See page 4 for door locking options. In-line and offset bar handles including Auto Lock and Escutcheon are dependent upon the door width.

Clear and textured glass options (page 9), are also available.



Colour: **Ultramarine Blue**  
Glass: **Crescent**



Colour: **Signal Violet**  
Glass: **Tate\***



Colour: **Vermillion**  
Glass: **Bullion**



Colour: **Anthracite Grey**  
Glass: **Edge**



Colour: **Blue Lilac**  
Glass: **Trio Diamond**



Colour: **Pastel Green**  
Glass: **Nordic**




Colour: **Light Grey**  
Glass: **Tri Line\***



Colour: **Wine Red**  
Glass: **Cameo**



# Morse



Morse  
Centre

Morse  
Left

Morse  
Right

Morse is a stunning contemporary design. Timeless elegance, enhanced with beautiful glass designs to create a very modern feel. See page 4 for door locking options. In-line and offset bar handles including Auto Lock and Escutcheon are dependent upon the door width.

Clear and textured glass options (page 9), are also available.



*Cameo*



Colour: **Azure Blue**  
Glass: **Grace**



Colour: **Traffic Grey**  
Glass: **Trio Diamond**



Colour: **Pastel Turquoise**  
Glass: **Edge**



Colour: **Traffic Green**  
Glass: **Tate**



Colour: **Ruby Red**  
Glass: **Cameo**

# The Ultimate

collection COMPOSITE DOORS



**High precision manufacturing**

We employ the strictest quality management system, going far beyond our BSI approved controls.

Fully wrapped and delivered by our dedicated fleet, allowing us to offer you guaranteed quality and service.



FSC

MIX

Paper from  
responsible sources

FSC® C014866